TURTLE

FIRST TIME INSTALLATION

* REMOVE PARTS FROM INSIDE THE PACKAGE AND CHECK THEM ALL
* CONTACT YOUR DEALER IF ANY PART IS MISSING OR DAMAGED
* USE THE EQUIPMENT SPECIFIED FOR INSTALLATION

ASSEMBLY INSTRUCTIONS (ROOF RAIL)

Product Code: MR01002 (Crown)

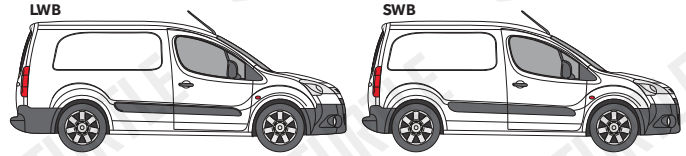

PEU TPE PRTNR VAN 08-18
CTRN BRLNG VAN 08-18

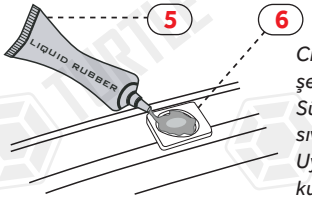

Civata yuvasının etrafına süngeri şekildeki gibi yapıştırınız. Süngerin ortasındaki boşluğa sıvı contayı bolca sıkınız. Uygulamayı 3dk içerisinde kurumadan tamamlayınız.

Stick the sponge tape around the bolt slot as shown in the figure. Squeeze the liquid rubber in the middle of the sponge as a thick layer. Apply in 3min before silicone dry.

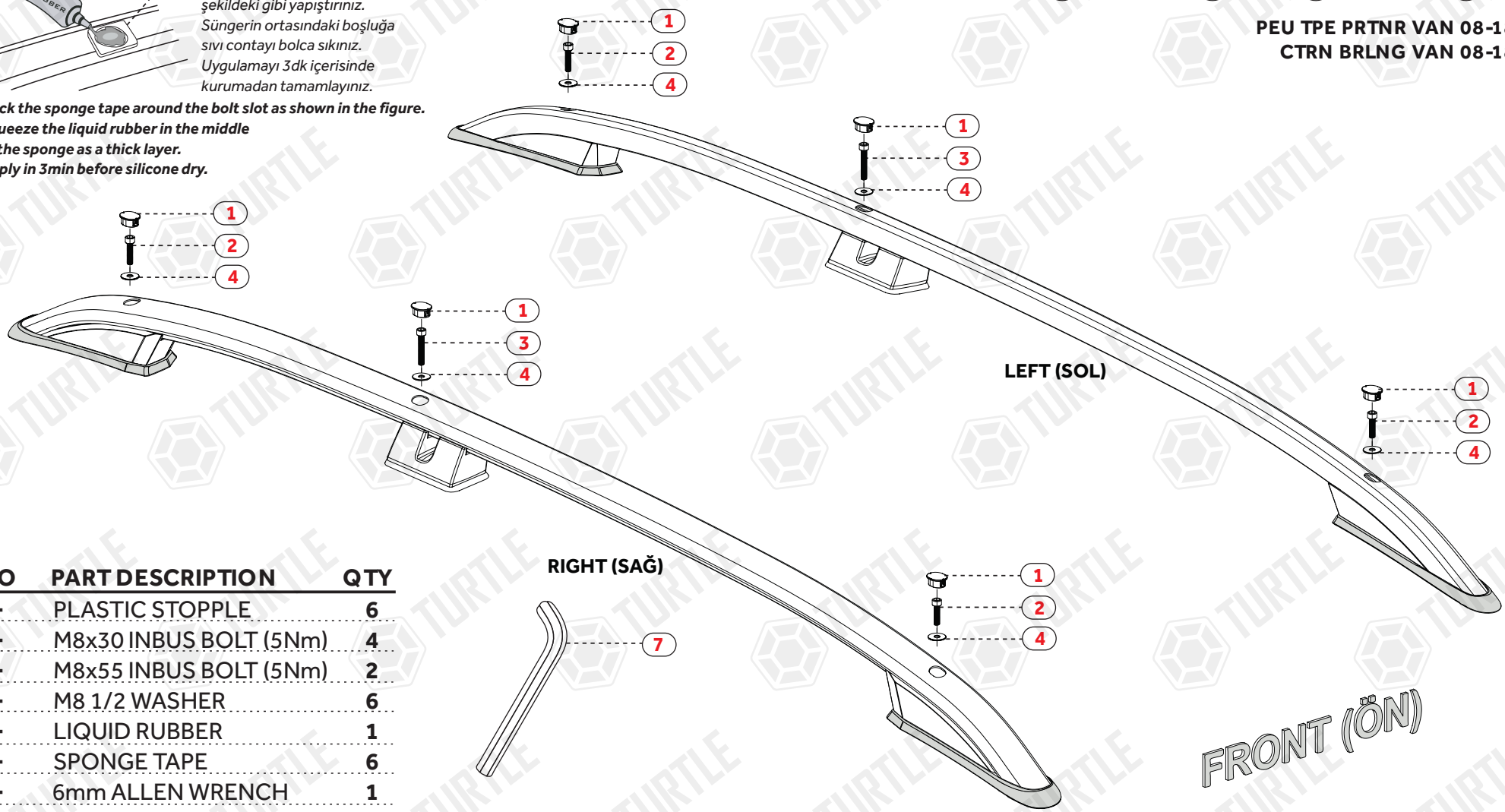

NO	PART DESCRIPTION	QTY
1-	PLASTIC STOPPLE	6
2-	M8x30 INBUS BOLT (5Nm)	4
3-	M8x55 INBUS BOLT (5Nm)	2
4-	M8 1/2 WASHER	6
5-	LIQUID RUBBER	1
6-	SPONGE TAPE	6
7-	6mm ALLEN WRENCH	1

MR01002 / Rev.02 / 08.12.2022 (ECE)

CAN OTOMOTİV İNŞ. İTH. İHR. SAN. VE TİC. LTD. ŞTİ.
Veliköy OSB 4. Cadde No:20/A Çerkezköy/TEKIRDAĞ
www.canotomotiv.com.tr / turtlecancarry.com / canauto.store /canauto.ru
+90 282 746 1320
info@canotomotiv.com.tr