



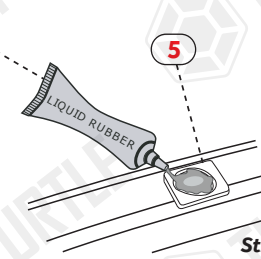
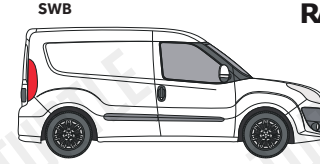
ASSEMBLY INSTRUCTIONS (ROOF RAIL)

Product Code: MR01009 (Crown)

FIRST TIME INSTALLATION

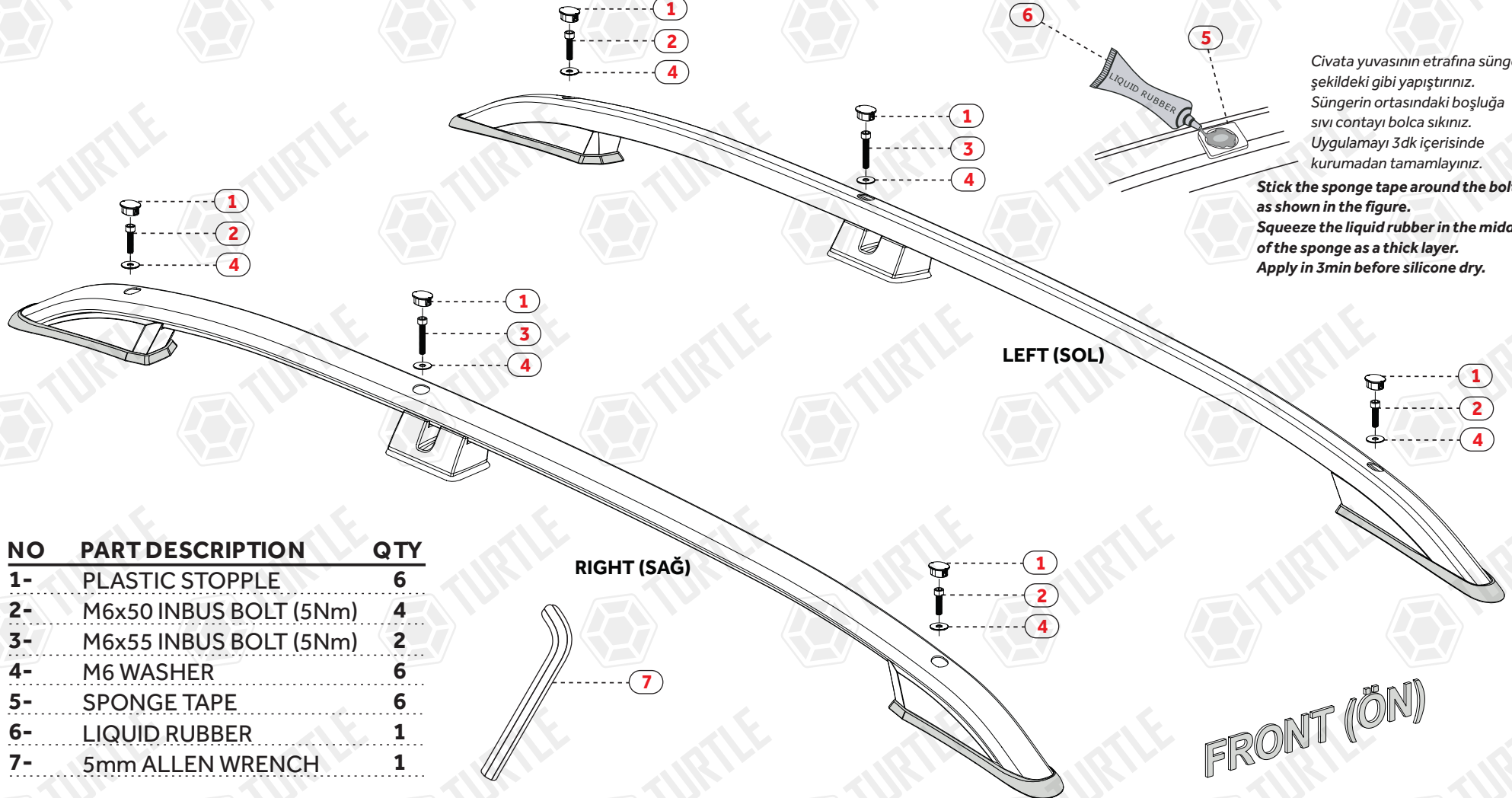
- * REMOVE PARTS FROM INSIDE THE PACKAGE AND CHECK THEM ALL
- * CONTACT YOUR DEALER IF ANY PART IS MISSING OR DAMAGED
- * USE THE EQUIPMENT SPECIFIED FOR INSTALLATION

RAM PRMSTR CITY VAN 15- VXHL CMB D VAN 10-18 OPL CMB D VAN 10-18 RAM V1000 VAN 10- FIDBL 2 VAN 10-



Civata yuvasının etrafına süngerin şekildaki gibi yapıştırınız. Süngerin ortasındaki boşluğa sıvı contayı bolca sıkınız. Uygulamayı 3dk içerisinde kurumadan tamamlayınız.

Stick the sponge tape around the bolt slot as shown in the figure.
Squeeze the liquid rubber in the middle of the sponge as a thick layer.
Apply in 3min before silicone dry.



NO	PART DESCRIPTION	QTY
1-	PLASTIC STOPPLE	6
2-	M6x50 INBUS BOLT (5Nm)	4
3-	M6x55 INBUS BOLT (5Nm)	2
4-	M6 WASHER	6
5-	SPONGE TAPE	6
6-	LIQUID RUBBER	1
7-	5mm ALLEN WRENCH	1